



Photo by Nicole Wilde  
[#CaptureCoexistence](#)

# CHAMPIONING COYOTE-FRIENDLY COMMUNITIES

---

A Practical Guide for Community Advocates  
to Making Your Community Coyote Friendly



# CHAMPIONING COYOTE-FRIENDLY COMMUNITIES

---



## A Practical Guide for Community Advocates to Making Your Community Coyote Friendly


This guide offers a friendly roadmap for community advocates seeking to implement Project Coyote's Model Coexistence Plan in their communities. By following these steps, you can help transform your neighborhood into a "Coyote Friendly Community" that promotes peaceful coexistence and helps prevent conflict with coyotes—our intelligent and adaptable wild neighbors.



Photo by Karin Saucedo  
[#CaptureCoexistence](#)

# STRATEGIES FOR COMMUNITY ADVOCATES

---




## Part 1: Building Your Foundation

1. **Get to know the Model Coyote Coexistence Plan.** Start by spending some time with Project Coyote's comprehensive document. Don't worry about memorizing every detail! Focus on understanding the fundamental approach to coexistence and the key recommended strategies. The Introduction, Coexistence Strategies, and Non-lethal Interventions sections are particularly helpful starting points.

[Download the Model Coyote Coexistence Plan.](#)


2. **Understand your community's current approach to coyotes.** Inform yourself about how your community currently handles coyote encounters. Check your city or county's website for wildlife management policies, or simply contact your city manager and local animal control office and ask about their protocols. Is your community currently using lethal conflict mitigation methods? Does it contract with the US Department of Agriculture's Wildlife Services program (which commonly uses lethal interventions) or a private contractor using lethal methods? Does your town or county provide information to residents about non-lethal ways to avoid conflicts? This information will help you identify what's working and what can be improved.

3. **Gather your "pack!"** You don't need to do this alone! Reach out to friends, neighbors, and local organizations who might share your interest in compassionate wildlife coexistence. Local animal shelters, wildlife rehabilitation facilities, nature centers, environmental groups, and even neighborhood associations can be great places to find allies. Start small with just 2-3 dedicated individuals who can form your core team. Project Coyote may be able to connect you with other advocates in your region who might be interested in joining forces.




# FOR COMMUNITY ADVOCATES

---




## Part 2: Engaging Local Officials

- 1. Identify the decision-makers in your community.** To accomplish this, you'll want to research city council members, county commissioners, and the departments that handle wildlife issues (often city/county animal control and/or the parks and open space department, depending upon the land jurisdiction). Visit your local government's website to find contact information, or call city hall to ask who handles wildlife policies. Don't worry about reaching everyone at once—having a productive conversation with one employee or official is a great starting point.
- 2. Identify a supportive champion** within the local government or community leadership (such as a city council member, the city manager, or a county board of supervisors) and collaborate with other local advocates or organizations to initiate conversations.
- 3. Use ready-made materials to make your case.** You don't need to create presentations from scratch! Project Coyote provides informational handouts and fact sheets that can be downloaded and shared with decision-makers. Pair these resources with local information to make them most relevant to your community.  
[Download Coexistence Resources.](#)
- 4. Connect with decision-makers.** Reach out to officials with the authority to pass a resolution or take other meaningful steps. It may seem intimidating, but remember that they're here to serve community interests and that residents are likely interested in resolving conflicts with coyotes. Start with a simple email introducing yourself and requesting a brief meeting to discuss wildlife coexistence. When meeting with officials, bring copies of educational materials, be friendly and respectful, and focus on the benefits of coexistence for the entire community—more effective results and cost savings (compared to lethal control programs).



# FOR COMMUNITY ADVOCATES

---




## Part 3: Building Community Support

- 1. Share educational materials with your neighbors.** Project Coyote offers a variety of ready-to-use educational resources, including brochures, posters, trail signs, and infographics. These materials explain coyote behavior, how to prevent conflicts, and why coexistence is the best approach. You can distribute these at community events, local businesses, libraries, neighborhood gatherings, and on community social media channels (like Nextdoor or community Facebook groups). The Yard Audit Checklist in the [Model Coyote Coexistence Plan](#) is particularly useful for helping neighbors identify and remove coyote attractants. [Download Educational Resources.](#)
- 2. Host or join community events.** Community education is most effective when it's interactive and fun! Consider hosting a "Living with Coyotes" workshop at your local library, community center, or school. Neighborhood "coyote walks" can be a great way to identify attractants together and discuss solutions. You might also set up information tables at farmers' markets, festivals, or other community gatherings. If you're interested in hosting an event with a Project Coyote representative to provide a virtual or in-person presentation or workshop, or in offering one yourself, please contact Project Coyote at [info@projectcoyote.org](mailto:info@projectcoyote.org).
- 3. Share positive stories through media channels.** Help shift community perceptions by sharing positive information about coyotes. Consider submitting a letter to the editor of your community news outlet, and share Project Coyote's social media posts in community channels like Nextdoor—or create your own! You can also find beautiful photos and videos that highlight the ecological importance and fascinating behaviors of these intelligent animals on Project Coyote's website. Whenever possible, share stories about successful coexistence in other communities and your own.



# FOR COMMUNITY ADVOCATES

---



## Part 4: Formalizing the Program

- 1. Present the Coyote Friendly Community Resolution.** Once you've built strong community support and established strong relationships with supportive officials, you're ready to formalize the program through introduction and passage of an official resolution. Appendix D of the [Model Coyote Coexistence Plan](#) includes a ready-to-use resolution template that you can download and customize for your community. Project Coyote staff can review your draft and offer suggestions before you present it to local officials. The resolution establishes your community's commitment to humane coexistence and provides a framework for implementation.
- 2. Support implementation efforts.** Once your community adopts the resolution, stay involved to ensure successful implementation. Project Coyote provides [templates](#) for signage that can be installed in parks and public spaces with logos added of local partnering agencies and organizations, which can be important for community buy-in. We also offer complete training materials for workshops to teach hazing (actions to deter coyotes from approaching), so you won't need to develop these resources yourself. Work with officials to identify suitable locations for these activities and consider volunteering to help coordinate community participation.



Photo by Brandon Bish  
[#CaptureCoexistence](#)

# SUMMARY: STEPS TO BECOMING A COYOTE FRIENDLY COMMUNITY

---

Advocates can work with other residents, partner organizations, and community officials to implement the following Coyote Friendly Community steps. Choose the steps that work best for your community's current situation and resources. Each action you take contributes to creating a more coyote-friendly environment. Note that while these are essential first steps, additional advanced measures may be considered as community programs develop.

- Educate yourself and your neighbors** about coyote behavior, how to prevent conflicts, and why coexistence makes sense.
- Share educational information through community channels.** Infographics, newsletter content, and other materials are available on our [Downloadable Resources](#) page.
- Install "Coyote Friendly Community" signage.** Visit our [website](#) for downloadable sign designs.
- Establish a monitoring and reporting system.** Use the Coyote Encounter/Incident Report Form provided in the [Model Coyote Coexistence Plan](#).
- Share coexistence information with community officials for inclusion on your community's website.** Ready-to-use content is available at [ProjectCoyote.org/act/downloadable-resources](https://projectcoyote.org/act/downloadable-resources). Community officials can contact Project Coyote at [info@projectcoyote.org](mailto:info@projectcoyote.org) to co-brand these materials for their community (such as this signage customized for [San Francisco Animal Care and Control](#)).
- Work with fellow residents and partner organizations to persuade local officials** to develop and pass an official resolution adopting a Coyote Coexistence Plan. Find a template resolution in Appendix D of the [Model Coyote Coexistence Plan](#).

# SUMMARY: STEPS TO BECOMING A COYOTE FRIENDLY COMMUNITY




- Create a Community-Based Hazing Program.** Complete training materials and protocols are provided in Appendix C of the [Model Coyote Coexistence Plan](#).
- Host public education workshops.** Utilize materials and handouts from our [Downloadable Resources](#) page.
- Implement ordinances prohibiting wildlife feeding.** Template ordinance language is available in the [Model Coyote Coexistence Plan](#).
- Establish response protocols for coyote encounters.** Detailed guidance is provided in the Incident/Attack Response Plan section of the [Model Coyote Coexistence Plan](#).
- Launch a yard audit program.** The complete Yard Audit Checklist is available in Appendix B of the [Model Coyote Coexistence Plan](#).
- Train municipal staff in coexistence practices.** Training [materials](#) and expert facilitators are available through Project Coyote.



Photo by Nicole Wilde  
[#CaptureCoexistence](#)

# RESOURCES AVAILABLE FROM PROJECT COYOTE



Visit our [Downloadable Resources](#) page to access these resources or email [info@projectcoyote.org](mailto:info@projectcoyote.org):

- **Model Coyote Coexistence Plan:** [Complete guide to community coyote coexistence](#) with scientific background and practical recommendations
- **Example Coyote Resolution:** Ready-to-customize resolution template for official adoption by your community (Appendix D of the [Model Coyote Coexistence Plan](#))
- **Educational Materials:** Professionally designed [brochures, posters, and signage](#) to promote coyote coexistence
- **Yard Audit Checklist:** Easy-to-use guide for identifying and removing coyote attractants (Appendix B of the [Model Coyote Coexistence Plan](#))
- **Coyote Encounter/Incident Report Form:** Example form for communities to track reported coyote encounters (Appendix A of the [Model Coyote Coexistence Plan](#))
- **Hazing Training Materials:** Guide to establishing and deploying a community-based hazing program (Appendix C of the [Model Coyote Coexistence Plan](#)) and [hazing training materials](#), including our [hazing field guide](#)
- **Technical Assistance:** Direct support from Project Coyote staff and experts at [info@projectcoyote.org](mailto:info@projectcoyote.org)
- **Steps to Becoming a Coyote Friendly Community:** Essential first steps that communities can take on page 8 of this guide



Photos by Matt Knoth  
#CaptureCoexistence